













Direct Replacements for any  
Constant Torque or Variable Air Flow ECM motor  
up to 1 HP using a PSC motor with Capacitor

# APPLICATION CHART

	<b>QT6101</b> <b>QwikSwap®</b> <b>X1</b>	<b>QT6100</b> <b>QwikSwap®</b> <b>X3</b>	<b>QT6104</b> <b>QwikSwap®</b> <b>V3</b>
			
<b>MATCHES THIS INTERFACE</b>			
REPLACES <b>CONSTANT TORQUE ECM (X13) MOTORS</b> UP TO 1 HP			
REPLACES <b>ECM 2.0 &amp; 2.3 MOTORS</b>			
REPLACES <b>ECM 2.5 &amp; 3.0 MOTORS</b>			
REPLACES <b>COMMUNICATING MOTORS</b> (Emerson®, Nidec®, US Motors®)			
PROVIDES <b>SINGLE SPEED OPERATION</b>			
PROVIDES <b>AUTOMATIC 3-SPEED OPERATION</b>		